



TULUX LED

CUERPO: Policarbonato Optomax

SUSPENSIÓN: Cable de suspensión de Acero Inoxidable

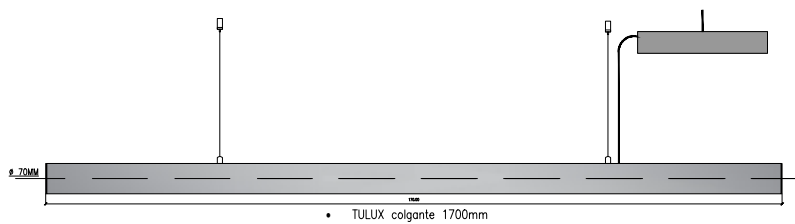
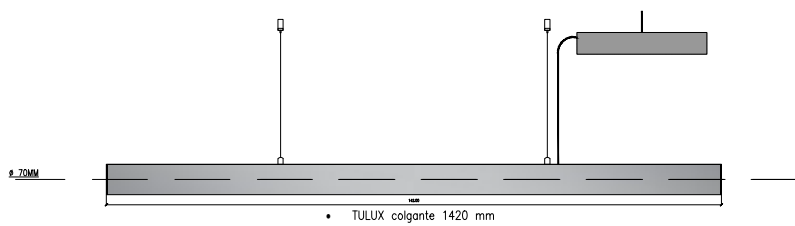
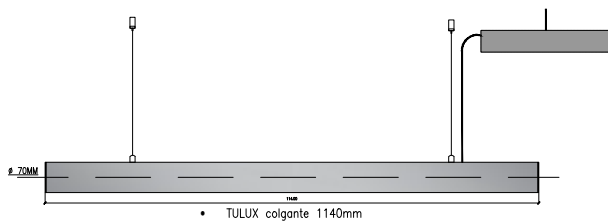
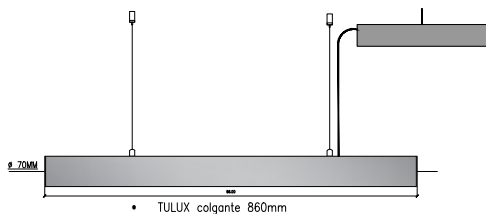
LAMPARA LED: Placa Philips / Samsung.

DRIVERS: Philips / Tridonic

DIMERIZABLE: Admite driver Dali



TULUX LED



POTENCIA W	FLUJO lm	°K	CRI	VIDA ÚTIL	lm/W
23	3300	3000/4000/5000	80%	50000hs	160
30	4400	3000/4000/5000	80%	50000hs	160
35	5500	3000/4000/5000	80%	50000hs	160
40	6600	3000/4000/5000	80%	50000hs	160